

**Prof. M. N. Navale**  
M.E. (Elect.) MIE, MBA  
Founder President

**Dr. (Mrs.) Sunanda M. Navale**  
B.A., M.P.M., Ph.D.  
Founder Secretary

**Dr. Rajashree Shinde**  
M.Com., M.Ed., M.P.M., FDP(MIIMA), Ph.D.  
Director

### 1. List of Research Methodology, Intellectual Property Rights (IPR) and Entrepreneurship Activities conducted during the year (2020-21): -

Sr. No.	Type of Activity	Name of the workshop/ seminar/ conference Conducted	Page No.
1	<b>Research Methodology</b>	FDP- How to formulate 'Research title, Objectives, Hypothesis. How to write Introduction (Rules of reference writing)	1
		Literature Review	4
		How to use Mendeley software	7
		How to formulate 'Questionnaire,' Different scales used for questionnaire, when to use which scale	9
		Different sampling methods, when to use which sampling technique, how to decide sampling size, Sampling Errors	11
		Introduction to SPSS	13
		Analysis using SPSS	15
		How to generate 'Plagiarism' Report, Report Writing & Publications, Rules of writing 'Bibliography,' Indexing	18

**Prof. M. N. Navale**

M.E. (Elect.) MIE, MBA

**Founder President****Dr. (Mrs.) Sunanda M. Navale**

B.A., M.P.M., Ph.D.

**Founder Secretary****Dr. Rajashree Shinde**

M.Com., M.Ed., M.P.M., FDP(MIIMA), Ph.D.

**Director****1. List of Workshops/seminars conducted during the year (2020-21): -**

<b>Sr. No.</b>	<b>Name of the workshop/ seminar/ conference Conducted</b>	<b>Page No.</b>
1	FDP- How to formulate 'Research title, Objectives, Hypothesis. How to write Introduction (Rules of reference writing)	1
2	Literature Review	4
3	How to use Mendeley software	7
4	How to formulate 'Questionnaire', Different scales used for questionnaire, when to use which scale	9
5	Different sampling methods, when to use which sampling technique, How to decide sampling size, Sampling Errors	11
6	Introduction to SPSS	13
7	Analysis using SPSS	15
8	How to generate 'Plagiarism' Report, Report Writing & Publications, Rules of writing 'Bibliography,' Indexing	18

## **REPORT ON FACULTY DEVELOPMENT PROGRAM**

### **Day : 01**

<b><u>Activity Title</u></b>	: “Faculty Development Program Day 1”
<b><u>Name Of Guest Speaker</u></b>	: Dr. Pradeep Kumar
<b><u>Topic</u></b>	: How to formulate ‘Research title, Objectives, Hypothesis. How to write Introduction (Rules of reference writing)
<b><u>Organization Name</u></b>	: SKN Sinhgad School of Business Management, Ambegaon, Pune
<b><u>Day And Date</u></b>	: Tuesday, December 15, 2020
<b><u>Venue</u></b>	: Online platform Zoom, SKNSSBM
<b><u>Time</u></b>	: 4:00 p.m. to 6:00 pm
<b><u>Total No. of Participants</u></b>	: 55

### **DESCRIPTION OF ACTIVITY –**

The session was started with the commencement of the Faculty Development Program with the introductory speech by Prof. Manjula Dhulipala and eventually our Director Dr. Rajashree Shinde, where she introduced the Chief Guest of the Program Dr. Prashant Namaware (Commissioner Social Welfare Department, Maharashtra State) and the resource person revealing about their competencies and experiences in the field of research.

The honorable chief guest Dr. Prashant Namaware stated that Education, social sciences, and applied research may be particularly well suited to collaborative research models. Researchers may leverage collaborative relationships in many ways, including using this approach to add domain or disciplinary expertise, topic expertise, or methodological pluralism to best address their research interests.

Pradeep Kumar started the session by giving an overview of the description and introduction of Research and Development. During session following points were discussed by giving suitable examples.

1. What is a research?
2. What are the types of research?
3. Why is research important



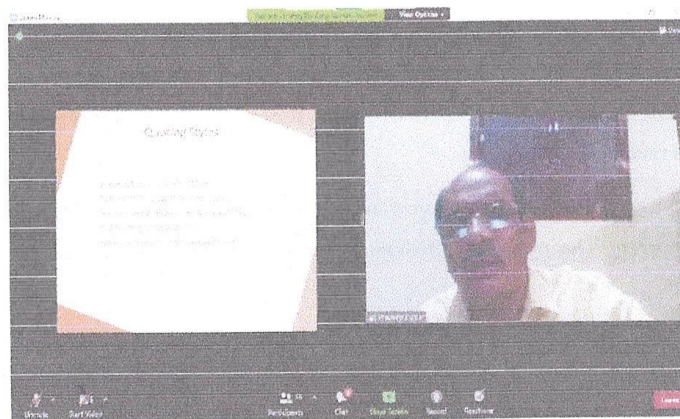
Director  
S.K.N. Sinhgad School of Business Management  
S. No. 10/1, Ambegaon (Bk.), Pune - 411 041

4. How is research done?
5. How to write research paper
6. What are the ways and techniques of writing a research paper
7. Knowledge about the template and abstract of the paper.

The day 1 of the FDP was full of knowledge and the session was very informative for all. The explanations given by sir were high informative.

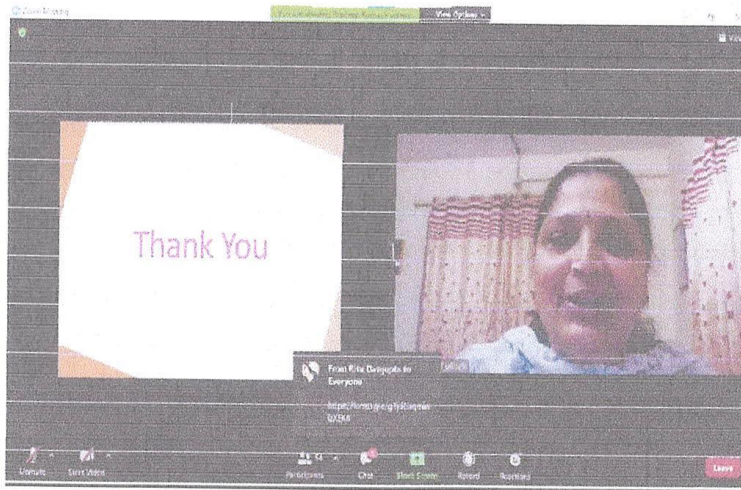
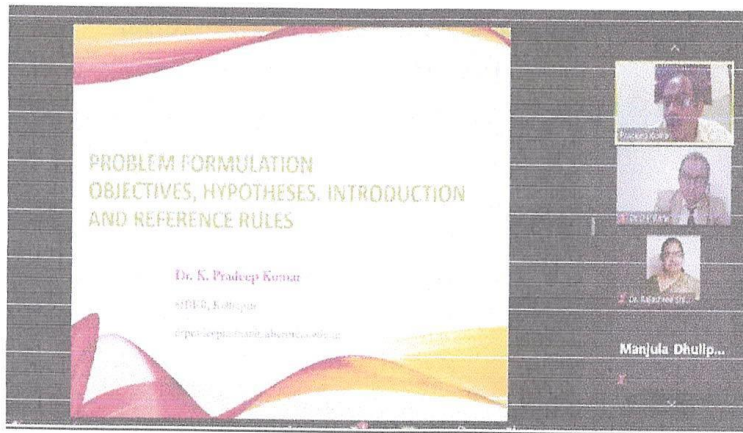
**VOTE OF THANKS** was given by **PROF. Manjula Dhulipala**

**Photos of Activity:**



*Manjula Dhulipala*  
 Director  
 S. N. Sinhgad School of Business Management  
 S. No. 10/1, Ambegaon (Bk.), Pune - 411 041





A handwritten signature in blue ink, appearing to read "K. Pradeep".

Director  
S.K.N. Sinhgad School of Business Management  
S. No. 10/1, Ambegaon (Bk.), Pune - 411 041

## **REPORT ON FACULTY DEVELOPMENT PROGRAM**

**Day: 02**

<b><u>Activity Title</u></b>	: Online Faculty Development Programme on Research and Publication Process
<b><u>Name Of Guest Speaker</u></b>	: Dr. Manisha Paliwal
<b><u>Topic</u></b>	: Literature review
<b><u>Organization Name</u></b>	: SKN Sinhgad School of Business Management, Ambegaon, Pune
<b><u>Day And Date</u></b>	: Wednesday, December 16, 2020
<b><u>Venue</u></b>	: Online platform Zoom, SKNSSBM
<b><u>Time</u></b>	: 4:00 p.m. to 6:00 pm
<b><u>Total No. of Participants</u></b>	: 59

### **DESCRIPTION OF ACTIVITY -**

The session was started with the commencement of the Faculty Development Program with the introductory speech by Prof. Manjula Dhulipala where she introduced the Resource Person Dr. Manisha Paliwal from VAMNICOM and telling about their competencies and experiences in the field of research and knowledge of Literature Review.

Dr. Manisha Paliwal started the session by giving an overview of the description and introduction of Literature Review. During session following points were discussed by giving suitable examples.

1. What is review of literature
2. Significance of Literature review
3. Purpose of literature review
4. Structure of literature review
5. Sources of literature Review
6. How to do Systematic Literature Review

The day 2 of the FDP was full of knowledge and the session was very informative for all. The explanations given by Dr. Manisha Paliwal were highly informative.

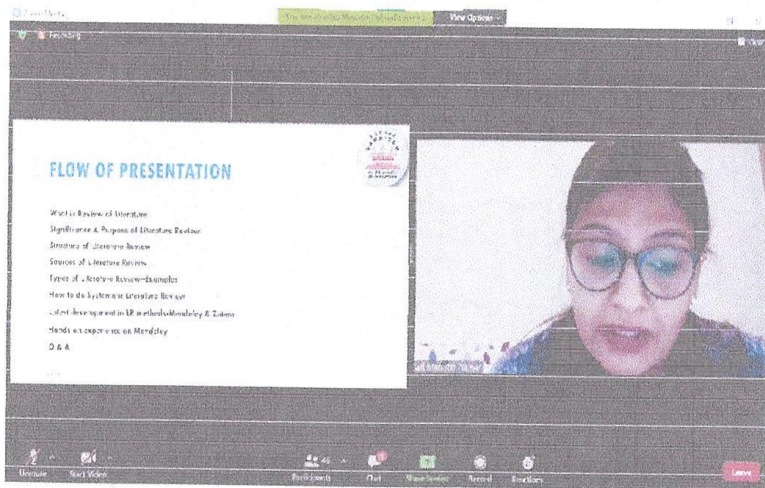
Vote of thanks was given by Prof. Manjula Dhulipala



A handwritten signature in purple ink, appearing to be "M. Paliwal".



Director  
S.K.N. Sinhgad School of Business Management  
S. No. 10/1, Ambegaon (Bk.), Pune - 411 041

Some pictures of the session are attached below:



  
Director  
S.K.N. Sinhgad School of Business Management  
S. No. 10/1, Ambegaon (Bk.), Pune - 411 041





A handwritten signature in blue ink, appearing to be "S.K.N. Sinhgad".

Director

S.K.N. Sinhgad School of Business Management  
S. No. 10/1, Ambegaon (Bk.), Pune - 411 041



## REPORT ON FACULTY DEVELOPMENT PROGRAM

### Day: 03

<u>Activity Title</u>	: Online Faculty Development Programme on Research and Publication Process
<u>Name Of Guest Speaker</u>	: Dr. Manisha Paliwal
<u>Topic</u>	: How to use Mendeley software
<u>Organization Name</u>	: SKN Sinhgad School of Business Management, Ambegaon, Pune
<u>Day And Date</u>	: Thursday, December 17, 2020
<u>Venue</u>	: Online platform Zoom, SKNSSBM
<u>Time</u>	: 4:00 p.m. to 6:00 pm
<u>Total No. of Participants</u>	: 53

### DESCRIPTION OF ACTIVITY -

Dr. Manisha Paliwal continued her session from where she left on day 2. On day 3 of FDP Dr. Manisha Paliwal taken live session and conduct a small workshop on how to use Mendeley software.

During session following points were discussed by giving suitable examples.

1. What is review of literature and its types
2. How to do systematic Literature review
3. Latest Development in LR methods-
  - a. Mendeley
  - b. Zotero
4. How to analyze and interpret the Body.
5. Summarize and synthesize the body
6. Difference between reference and bibliography.



The day 3 of the FDP where participants enjoyed the most as it was well structured and interactive. Though it was online session but all participants communicate with each other.

Vote of thanks was given by Prof. Manjula Dhulipala



  
Director  
S.K.N. Sinhgad School of Business Management  
S. No. 10/1, Ambegaon (Bk.), Pune - 411 041

Some pictures of the session are attached below:



*[Signature]*  
 Director  
 S.K.N. Sinhgad School of Business Management  
 S. No. 10/1, Ambegaon (Bk.), Pune - 411 041

## REPORT ON FACULTY DEVELOPMENT PROGRAM

### Day: 04

<u>Activity Title</u>	:	Online Faculty Development Programme on Research and Publication Process
<u>Name Of Guest Speaker</u>	:	Dr. Shailesh Kasande
<u>Topics</u>	:	<ul style="list-style-type: none"><li>• How to formulate 'Questionnaire'</li><li>• Different scales used for questionnaire</li><li>• When to use which scale</li></ul>
<u>Organization Name</u>	:	SKN Sinhgad School of Business Management, Ambegaon, Pune
<u>Day And Date</u>	:	Friday, December 18, 2020
<u>Venue</u>	:	Online platform Zoom, SKNSSEBM
<u>Time</u>	:	4:00 p.m. to 7:00 pm
<u>Total No. of Participants</u>	:	48

### DESCRIPTION OF ACTIVITY –

The session was started with the Introduction of resource person Dr. Shailesh Kasande by Prof. Manjula Dhulipala.

Dr. Shailesh Kasande started the session by giving importance of Questionnaire in research. During session following points were discussed by giving suitable examples.

1. What is a questionnaire?
2. How is a questionnaire formulated?
3. How is it beneficial of taking help of the questionnaire for the research paper?
4. What is a scale?
5. What is nominal, rational and ordinal scale?
6. When to use which scale?

The day 4 of the FDP was very insightful and all the participants were satisfied with content delivered by the resource person.


Vote of thanks was given by Prof. Manjula Dhulipala



  
Director  
S.K.N. Sinhgad School of Business Management  
S. No. 10/1, Ambegaon (Bk.), Pune - 411 041



Some pictures of the session are attached below:



Director  
S.K.N. Sinhgad School of Business Management  
S. No. 10/1, Ambegaon (Bk.), Pune - 411 041

## REPORT ON FACULTY DEVELOPMENT PROGRAM

### Day: 05

<u>Activity Title</u>	:	Online Faculty Development Programme on Research and Publication Process
<u>Name Of Guest Speaker</u>	:	<b>Dr. Mohammed M. Ali</b>
<u>Topics</u>	:	<ul style="list-style-type: none"><li>• Different sampling methods</li><li>• When to use which sampling technique</li><li>• How to decide sampling size</li><li>• Sampling Errors</li></ul>
<u>Organization Name</u>	:	SKN Sinhgad School of Business Management, Ambegaon, Pune
<u>Day And Date</u>	:	Saturday, December 19, 2020
<u>Venue</u>	:	Online platform Zoom, SKNSSBM
<u>Time</u>	:	4:00 p.m. to 6:00 pm
<u>Total No. of Participants</u>	:	46

### DESCRIPTION OF ACTIVITY –

The day 5 of the online FDP started with the introduction of resource person Dr. Mohammed M. Ali by Dr. Rahul Wagh.

Dr. Mohammed M. Ali started the session by giving an overview of the description and introduction of Sampling. During session following points were discussed by giving suitable examples.

1. What is sampling?
2. What are different sampling techniques?
3. When to use which sampling techniques?
4. What are Strata?
5. What are Population and its calculation methods?
6. What is a cluster?
7. How to decide sample size?
8. What are sampling errors?
9. Examples of different methods were explained.



A handwritten signature in blue ink, appearing to read "R. Wagh".

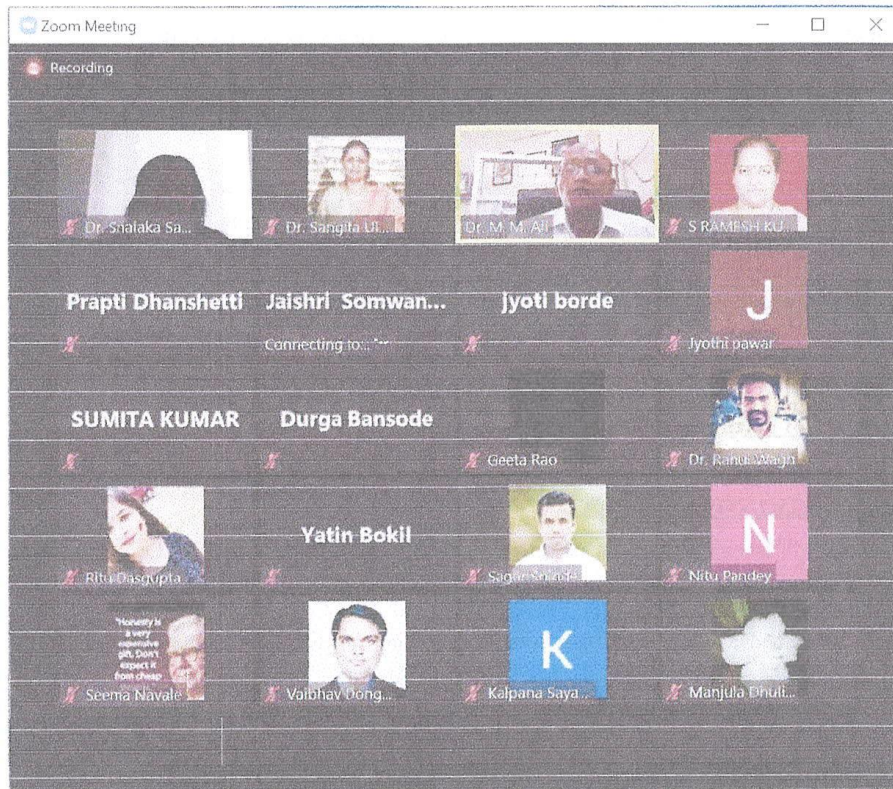
Director  
S.K.N. Sinhgad School of Business Management  
S. No. 10/1, Ambegaon (Bk.), Pune - 411 041



The day 5 of the FDP was full of knowledge and the session was very informative for all.

Vote of thanks was given by Dr. Rahul Wagh.

Picture of the session attached below:



A handwritten signature in blue ink, appearing to read "R. Wagh".

Director

S.K.N. Sinhgad School of Business Management  
S. No. 10/1, Ambegaon (Bk.), Pune - 411 041



## REPORT ON FACULTY DEVELOPMENT PROGRAM

Day: 06

<u>Activity Title</u>	: Online Faculty Development Programme on Research and Publication Process
<u>Name Of Guest Speaker</u>	: Dr. Amar Ekal
<u>Topics</u>	: • Introduction to SPSS
<u>Organization Name</u>	: SKN Sinhgad School of Business Management, Ambegaon, Pune
<u>Day And Date</u>	: Monday, December 21, 2020
<u>Venue</u>	: Online platform Zoom, SKNSSBM
<u>Time</u>	: 4:00 p.m. to 6:00 pm
<u>Total No. of Participants</u>	: 46

### DESCRIPTION OF ACTIVITY –

The session was started with the commencement of the Faculty Development Program day 6 with the introductory speech by Prof. Pravin Bodade where he introduced the resource person of the program Dr. Amar Ekal and telling about their competencies and experiences in the field of research

Dr. Amar Ekal started the session by giving an overview of the introduction and description of SPSS. During session following points were discussed by giving suitable examples.

1. What is SPSS?
2. The purpose of using SPSS
3. What are the capabilities of SPSS?
4. What are the windows in SPSS?
5. How the naming variable applied and implemented?
6. The properties of scale
7. What is possible analysis?
8. How is it analysed in different scales?

The day 6 of the FDP was very insightful and useful for all.

Vote of thanks was given by Prof. Pravin Bodade



Director

S.K.N. Sinhgad School of Business Management  
S. No. 10/1, Ambegaon (Bk.), Pune - 411 041



## REPORT ON FACULTY DEVELOPMENT PROGRAM

### Day : 07

<u>Activity Title</u>	: "Faculty Development Program Day 7"
<u>Name Of Guest Speaker</u>	: Dr. Amar Ekal
<u>Topic</u>	: Analysis using SPSS
<u>Organization Name</u>	: SKN Sinhgad School of Business Management, Ambegaon, Pune
<u>Day And Date</u>	: Tuesday, December 22, 2020
<u>Venue</u>	: Online platform Zoom, SKNSSBM
<u>Time</u>	: 4:00 p.m. to 6:00 pm
<u>Total No. of Participants</u>	: 41

### DESCRIPTION OF ACTIVITY -

Dr. Amar Ekal continued his session from where he left on day 6. On day 7 of FDP Dr. Amar Ekal taken live session and conduct small workshop on data analysis using SPSS.

Dr. Amar Ekal started the session by giving an overview of the description and analysis using SPSS. During session following points were discussed by giving suitable examples.

1. Data Analysis through SPSS
2. Preparation of data files
3. What is descriptive statistics?
4. Mean, median, mode of JSS and stress.
5. Histogram of JSS
6. Different tests like T- test
7. Group statistics
8. Independent sample test
9. Non Parametric test

The day 7 of the FDP where participants enjoyed the most as it was well structured and interactive. Though it was online session but all participants communicate with each other.

Vote of thanks was given by Prof. Pravin Bodade

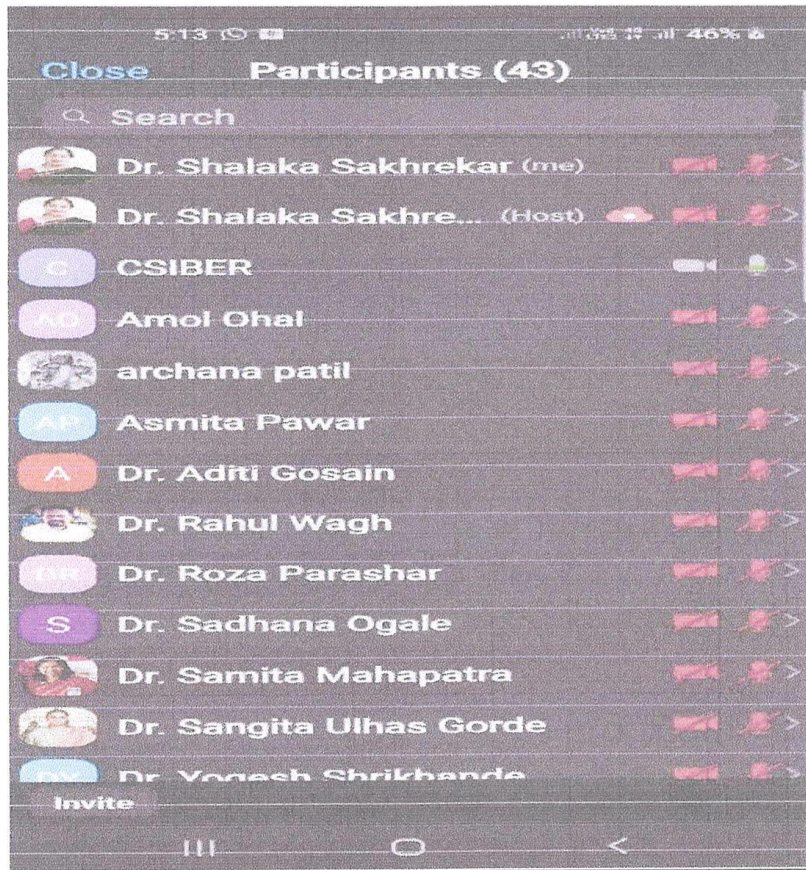


A handwritten signature in blue ink, appearing to be "hik".

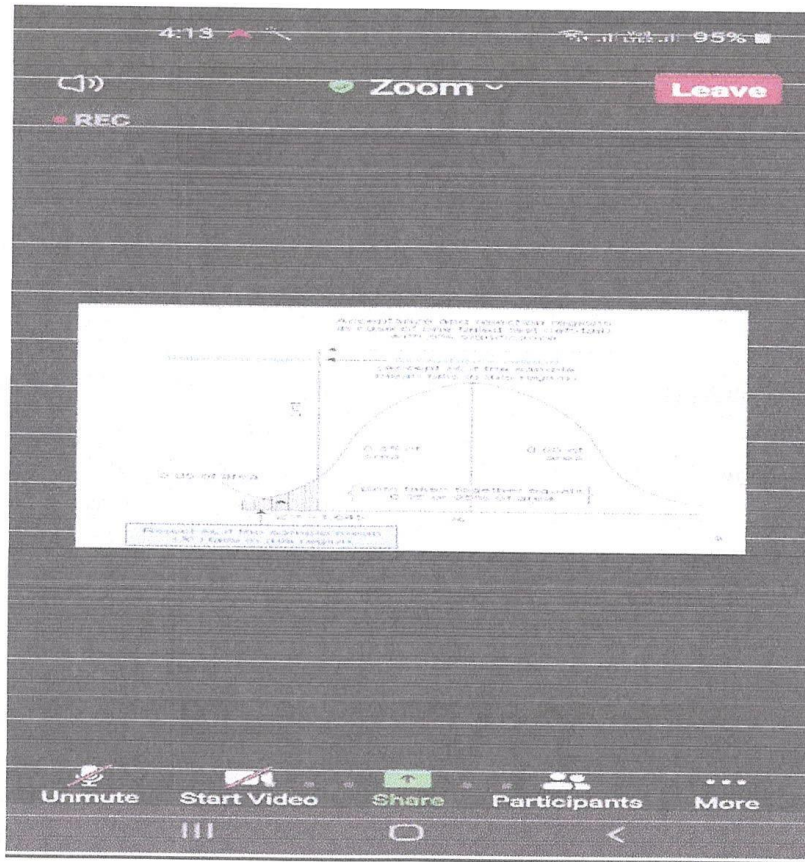
Director  
S.K.N. Sinhgad School of Business Management  
S. No. 10/1, Ambegaon (Bk.), Pune - 411 041



Some pictures of the session attached below:



Director  
S.K.N. Sinhgad School of Business Management  
S. No. 10/1, Ambegaon (Bk.), Pune - 411 041



Director  
S.K.N. Sinhgad School of Business Management  
S. No. 10/1, Ambegaon (Bk.), Pune - 411 041

## REPORT ON FACULTY DEVELOPMENT PROGRAM

Day : 08

<u>Activity Title</u>	:	“Faculty Development Program Day 8”
<u>Name Of Guest Speaker</u>	:	Dr. Umesh M. Deshmukh
<u>Topic</u>	:	<ul style="list-style-type: none"><li>• How to generate ‘Plagiarism’ report</li><li>• Report Writing &amp; Research Publications</li><li>• Rules of writing ‘Bibliography’</li><li>• Indexing</li></ul>
<u>Organization Name</u>	:	SKN Sinhgad School of Business Management, Ambegaon, Pune
<u>Day And Date</u>	:	Wednesday, December 23, 2020
<u>Venue</u>	:	Online platform Zoom, SKNSSBM
<u>Time</u>	:	4:00 p.m. to 6:00 pm
<u>Total No. of Participants</u>	:	45

### DESCRIPTION OF ACTIVITY –

The session was started with the commencement of the Faculty Development Program day 8 with the introductory speech by Prof. Dr. D.P. Rane where he introduced the resource person of the Program Dr. Umesh M. Deshmukh and telling about their competencies and experiences in the field of research

Dr. Umesh M. Deshmukh started the session by giving an overview of the description of report writing. During session following points were discussed by giving suitable examples.

1. How to write a report?
2. Purpose of Report writing?
3. Methodology of research
4. How to generate Plagiarism Report?
5. Research publications
6. Rules of writing Bibliography?
7. What is Indexing and how is it done?



*Umesh M. Deshmukh*  
Director


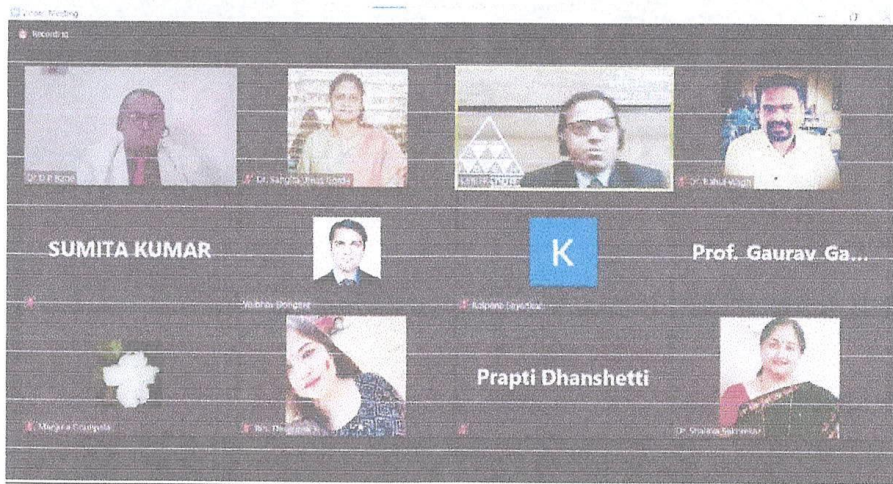
S.K.N. Sinhgad School of Business Management  
S. No. 10/1, Ambegaon (Bk.), Pune - 411 041



The day 8 of the FDP was full of knowledge and insightful for all.

Vote of thanks was given by Dr. Shalaka Sakhrekar.

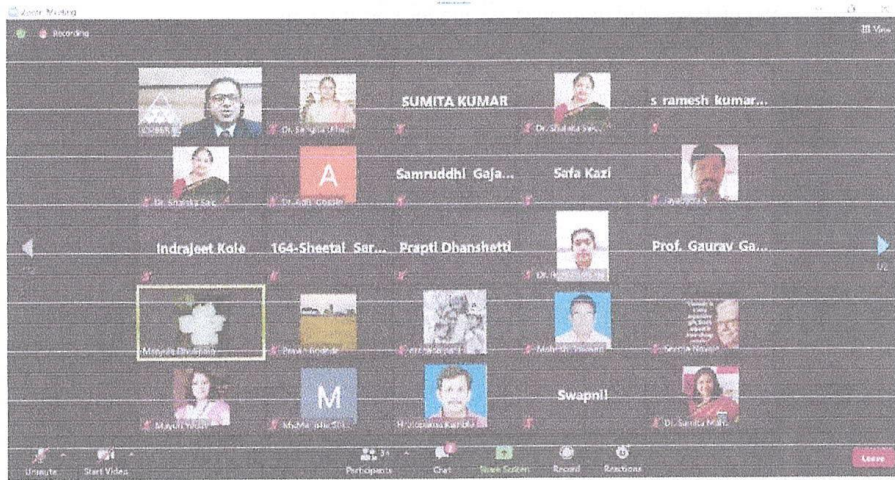
Some pictures of the session attached below:



A handwritten signature in blue ink, likely belonging to the Director of the school.

Director  
S.K.N. Sinhgad School of Business Management  
S. No. 10/4, Ambegon (Bk.), Pune - 411 041





*[Handwritten Signature]*

Director  
S.K.N. Sinhgad School of Business Management  
S. No. 10/1, Ambegaon (Bk.), Pune - 411 041